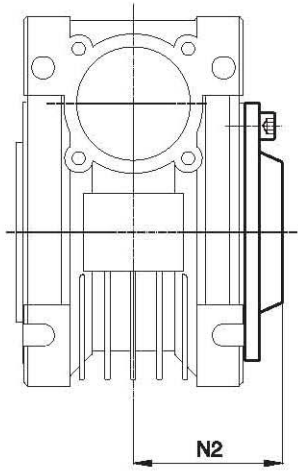
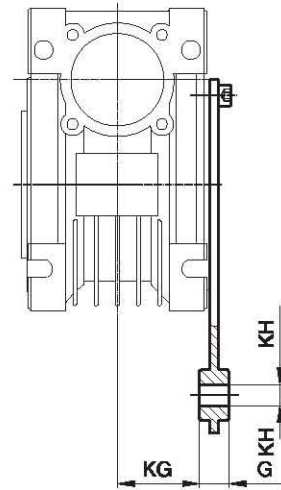
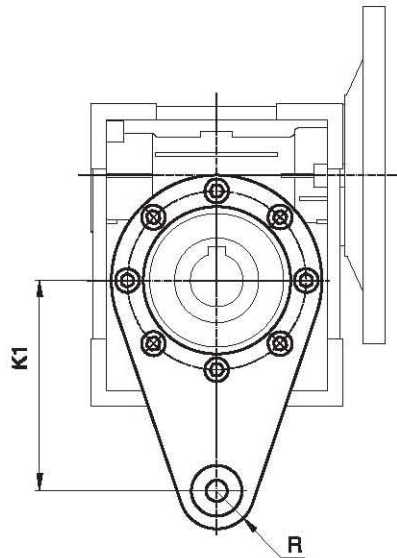


### 3.3 COVER



	N2
030	42
040	50
050	58
063	69
075	71
090	86
105	94
110	94
130	102
150	113

### TORQUE ARM



	K1	G	KG	KH	R
025	70	14	17.5	8	15
030	85	14	24	8	15
040	100	14	31.5	10	18
050	110	14	38.5	10	18
063	150	14	49	10	18
075	200	25	47.5	20	30
090	200	25	57.5	20	30
105	250	30	62	25	35
110	250	30	62	25	35
130	250	30	69	25	35
152	250	30	84	25	35