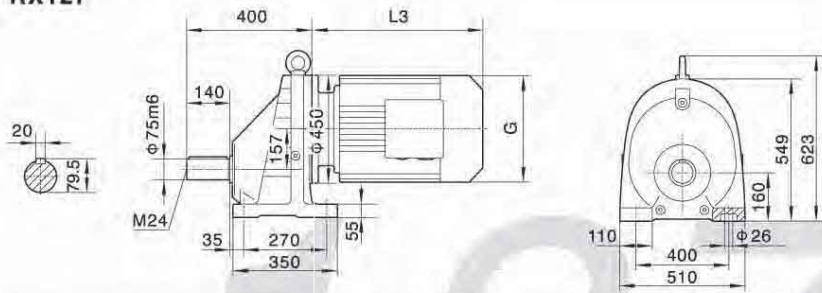
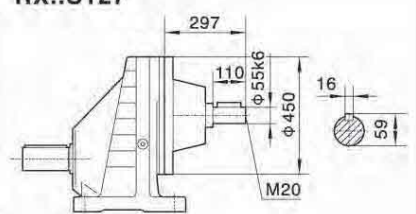


RX127

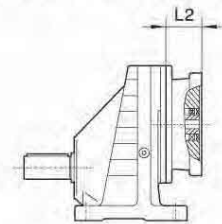
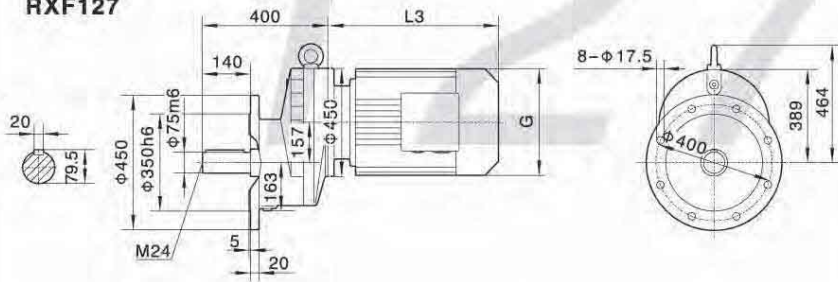


RX..S127



电机需方配时或配特殊电机时需加联接法兰
When equipping the user's motor or the special one, the flange is required to be connected.

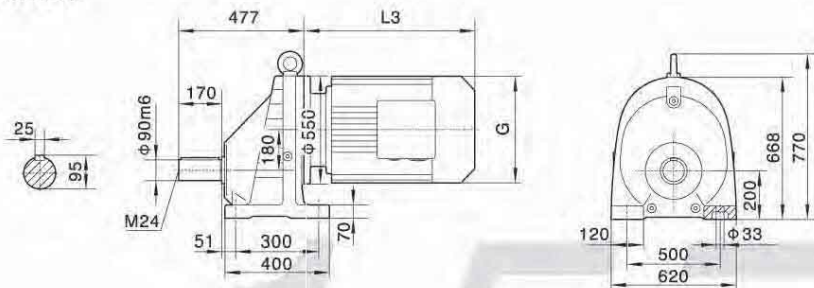
RXF127



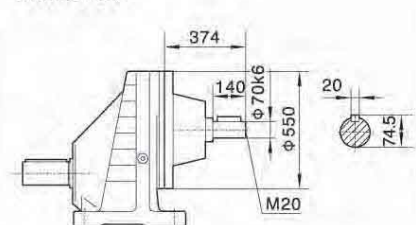
注：其余尺寸见相应的结构形式
Note: For other values please refer to the opposite structure

Y2电机机座号 Motor size	132M	160M	160L	180M	180L	200	225S	225M	250	280S	280M
功率/4P Power/(kW)	7.5	11	15	18.5	22	30	37	45	55	75	90
L3	424	567	602	583	616	654	674	696	775	845	845
G	275	330	330	380	380	420	470	470	510	580	580
L2	132	132	132	132	132	132	143	143	120	120	120

RX157

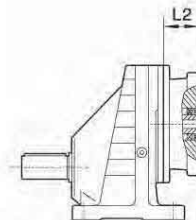
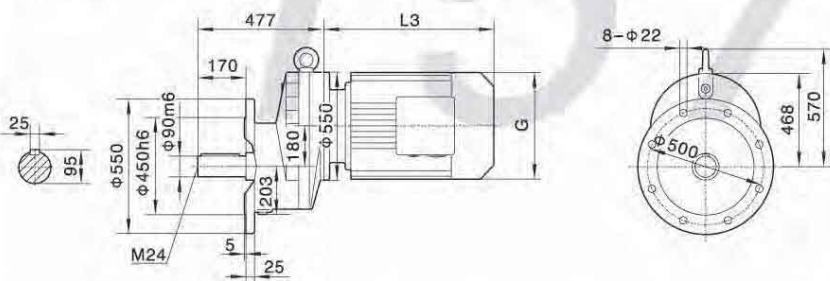


RX..S157



电机需方配时或配特殊电机时需加联接法兰
When equipping the user's motor or the special one, the flange is required to be connected.

RXF157



注：其余尺寸见相应的结构形式
Note: For other values please refer to the opposite structure

Y2电机机座号 Motor size	160M	160L	180M	180L	200	225S	225M	250	280S	280M	315S	315M
功率/4P Power/(kW)	11	15	18.5	22	30	37	45	55	75	90	110	132
L3	567	602	635	666	642	669	691	770	828	879	1100	1130
G	330	330	380	380	420	470	470	510	580	580	645	645
L2	143	143	143	143	143	143	143	143	143	143	145	145

注：“RX..”表示RX、RXF

Note：“RX..”mean RX、RXF